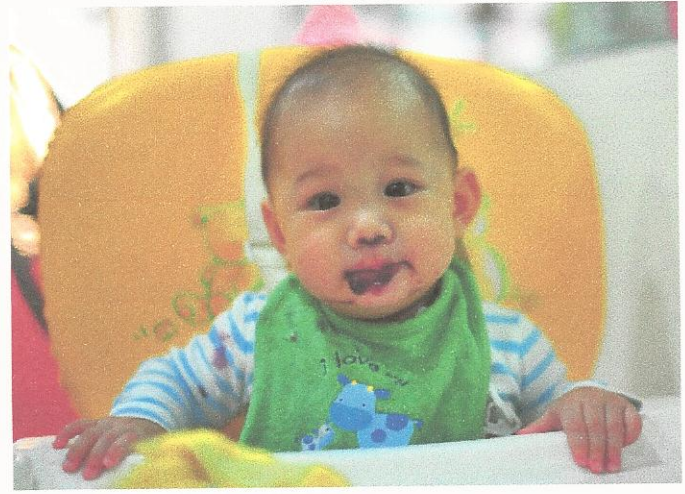


# Fuss-free freezing [Product review]

by MOTHERKAO on OCTOBER 18, 2012  
in PRODUCT REVIEW

Baby Nat is eight months old and enjoying every minute of eating semi-solids with two budding front teeth. To date, he's had pureed pumpkin, beetroot, sweet potato, carrot and broccoli. He also loves his porridge cooked with a variety of fish, chicken and veggies boiled in fish or chicken stock.

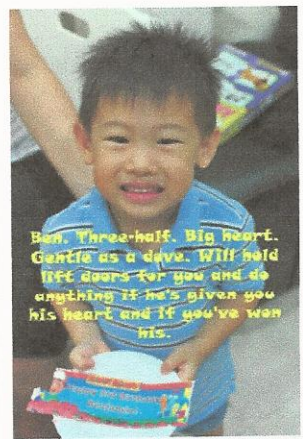


I used to freeze all that excess food in ice-cube trays; unfortunately, I've also broken a few with all the banging and yanking to get the frozen cubes out. I gave up using them because it's just too troublesome to be scooping baby food into cubed compartments while having to mind two tots and a baby *Speedy crawlin' Gonzales*, who's always toppling dustbins and putting dirt in his mouth. Using those ice-cube trays requires so much effort and precision. Using food cups, on the other hand, takes up just too much space in the freezer:


Why is why I was glad the folks at [New Baby Singapore](#) sent me Qubies, an upside-down ice-cube tray designed to freeze anything in a totally hassle-free way. Qubies' dividers are made of high quality food grade silicon so the frozen food cubes are released once you pop open the cover. The tray is made of a new material called Tritan, which is durable and flexible, and best of all, BPA-free. All I need to do to freeze the pureed food for the baby is to pour it into the tray, snap on the divider lid and voila! I get pretty 30ml cubes after the food's reached freezing point, without having to knock the tray and smash the food out.

Subscribe

## MEET THE KAO KIDS



Ben. Three-half. Big heart. Gentle as a dove. Will hold off doors for you and do anything if he's given you his heart and if you've won his.



Becks. Two years old. Feisty. Loud. Plays with abandonment. Will use big eyes to melt your heart. You have been warned.



Nat. Seven months old.

Firefox

Fuss-free freezing [Product re... x] Qubies! The simple way to fre... x +

motherkao.com/fuss-free-freezing-product-review/

Google

Step 1: Puree baby's food (Nat's having beetroot)

Step 2: Fill tray

Step 3: Snap lid

Step 4: Pop open a cube, microwave and serve

It was pretty fun popping cubes out and the two older kids wanted to do it for me. They ended up finishing their baby brother's pureed beetroot as well!

The people at [New Baby Singapore](#) are now giving a 10% discount and free normal postage with every purchase of Qubies. Send Elisa from the New Baby Team an email ([newbabysingapore@gmail.com](mailto:newbabysingapore@gmail.com)) or leave a PM on [their facebook page](#). Remember to quote "MKOPromo" to enjoy this offer!

Counting. Heartthrobs of the Century. Happiest baby in the house. Giggles like there's no tomorrow.

PROUD MEMBER OF

Have direct conversations with your favourite bloggers

ads by nuffnang

SEARCH MOTHERKAO'S MUSINGS

Search for:

Firefox

Fuss-free freezing [Product re... x] f Qubies! The simple way to fre... x +

motherkao.com/fuss-free-freezing-product-review/ Google


The people at [New Baby Singapore](#) are now giving a 10% discount and free normal postage with every purchase of Qubies. Send Elisa from the New Baby Team an email ([newbabysingapore@gmail.com](mailto:newbabysingapore@gmail.com)) or leave a PM on [their facebook page](#). Remember to quote "MKQPromo" to enjoy this offer!

More details:


- Qubies are available for sale online at New Baby Singapore. They retail at SGD\$29.90 and are available in three colours: green, blue and pink.
- For a demonstration of how Qubies work, check out this [video](#). You can also join [this group](#) for tips and recipes.

Like 8 people like this.

2 comments... read them below or [add one](#)

**Connie** October 18, 2012 at 3:30 am   
Liz: the fanpage is not working.

REPLY

**MotherKao** October 18, 2012 at 4:34 am   
Thanks, Connie. I fixed it. 😊

REPLY

Leave a Comment

Name \*

E-mail \*

Website

MUSINGS

Search for:

Search

CATEGORIES

Select Category